


# Ai Tools for Multimedia Creation

Unleash Your Super Powers





**Where Innovation Begins...**

# **Ai Tools for Multimedia Creation**

**Unleash Your Super Powers**


**Copyright 2023 by Robin Saunders, Ph. D.**

For additional copies contact  
[RSaunders@baypath.edu](mailto:RSaunders@baypath.edu).



## CHAPTER 1

# Why Should You Do This?



Multimedia creation and AI tools have revolutionized the way media is produced and consumed in today's digital age. With advancements in technology, it has become easier than ever for creators to bring their ideas to life through various multimedia platforms such as videos, animations, audio recordings, graphics and more.


AI tools play a vital role in multimedia creation by offering innovative solutions that enhance productivity and creativity. These tools use various AI techniques, such as machine learning, natural language processing, and computer vision to automate tasks that traditionally required manual effort.

AI tools can also improve the quality of multimedia content by reducing errors and improving accuracy. For instance, in video editing, AI algorithms can automatically detect and fix audio syncing issues or enhance visual effects without the need for human intervention. This results in a more polished and professional end product.

AI tools also offer a range of creative options for multimedia creation. For example, some AI-powered applications can analyze audio or video content and generate corresponding animations or graphics. This not only saves time but also adds an extra layer of creativity to the final product.

AI tools also empower non-technical users to create multimedia content with ease. With user-friendly interfaces and intuitive features, these tools eliminate the need for extensive technical knowledge, making it possible for anyone to create professional-looking media.

# Ai Tools for Presentation Creation (PowerPoint/Keynote)



## What is an AI Presentation ( PowerPoint/Keynote) Generator?

An AI-generated presentation is **a type of automated presentation that is created using artificial intelligence (AI) technology**. It uses natural language processing (NLP) to analyze user input and generate content that conveys a message engagingly and comprehensively.

Presentations and slide decks are one of the best ways to share information with customers, coworkers, students, and friends. However, it takes a long time to design and create a professional presentation, and it's not easy to start a new presentation from scratch.

Luckily, using a free AI presentation maker can help you create new slide decks in minutes. AI presentation software is software that helps users direct generative AI to create, design, and edit presentations, so you can focus on telling your story, instead of formatting slides.

In today's fast-paced world, creating visually appealing and engaging presentations is crucial. However, it can be time-consuming and challenging to design a presentation from scratch. That's where Artificial Intelligence (AI) tools come in handy.

AI-powered tools use algorithms and machine learning to automate tasks such as designing slides, choosing color schemes, and creating visual effects. This not only saves time but also produces professional-looking presentations without the need for advanced design skills.

What are AI Tools for Presentations? Various software and platforms use AI to help users create, enhance, and deliver visually appealing slides. These tools can assist with all aspects of the presentation creation process, from the initial creation to supercharging engagement.

Depending on the specific AI presentation tool, it can help you with tasks such as:

- **Designing stunning presentations:** AI can understand and follow the rules for good design, enabling it to craft professional-looking slide decks that are visually appealing and relevant to your content
- **Creating content:** Tell the AI writing tool what you want to write about, and it will generate content for each slide and even create your speech notes
- **Building visuals for data:** Give the platform your data, and it can create easy-to-read visualizations of your information ready to add to your slide deck

### **What to look for in AI tools for presentations.**

When looking for an AI presentation maker, you'll want to find something that feels intuitive and has a user-friendly interface. You don't want to spend hours learning how to use a new piece of software, and you shouldn't need extensive technical expertise to put these tools to work.

You'll also want to ensure that the AI tool you choose integrates well with the rest of your tech stack. A stunning presentation is no good if you can't get it to work with your preferred software, such as Google Slides or Microsoft PowerPoint.

You should also look for AI-powered tools that offer the functionality you need. For example, maybe you love designing slides but aren't strong at crafting engaging copy. In that case, look for tools that focus on content generation with interactive elements so you can flex your design skills.

Or, you may want an AI presentation generator that does everything, from designing graphics to writing copy. These are often paid tools, but you can use free trials to determine your best options for creating presentations.

## 1. Simplified's AI Presentation Maker

Simplified's AI Presentation Maker promises to help you make on-brand presentations effortlessly. The platform handles image and content creation for any topic, and you can customize the results to suit your needs. All you have to do is tell the AI what topic you want to present, and it will generate the presentation in a few seconds.

### **Simplified best features**

- A range of pre-designed templates and a vast visual library, even for users on the free plan
- Integration with all your favorite platforms, including Google Drive and Shopify
- Easy real-time collaboration on presentations

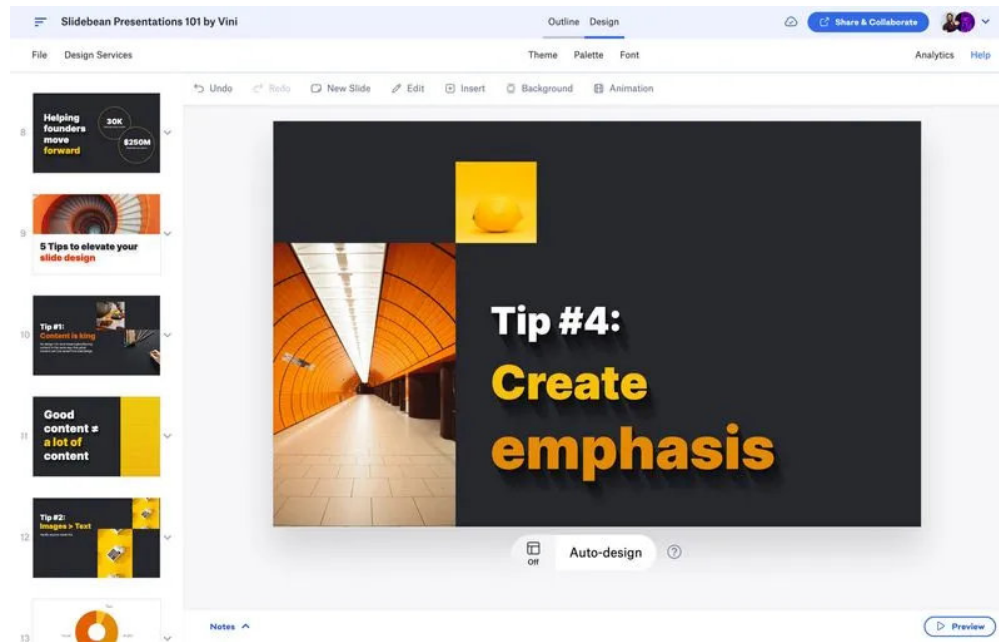
### **Simplified limitations**

- The software can quickly become expensive, especially compared with similar services. It may be too costly for small organizations

### **Simplified pricing**

- Design Free: \$0 for one seat
- Design Pro: \$6/month for one seat
- Design Business: \$10/month for five seats
- Enterprise: Contact for pricing
- Simplified ratings and reviewsG2: 4.6/5 (1800+ reviews)
- Capterra: 4.7/5 (160+ reviews)

## 2. Slidebean



Slidebean is an AI presentation software that focuses on helping founders and startups create their pitch decks. It helps simplify the pitching process and ensures you have the right pitch for the right stage of company development. Whether you need an initial pitch deck, a marketing presentation, or a sales deck, Slidebean has solutions to suit your needs and help you get a yes.

### Slidebean best features

- Online sharing keeps your deck (and ideas!) secure while putting the right information in front of the right investors
- Analytics track the activity of every slide in your deck so you know who viewed it, how many times, and when
- Easy collaboration options help you get the whole team in on the action

### Slidebean limitations

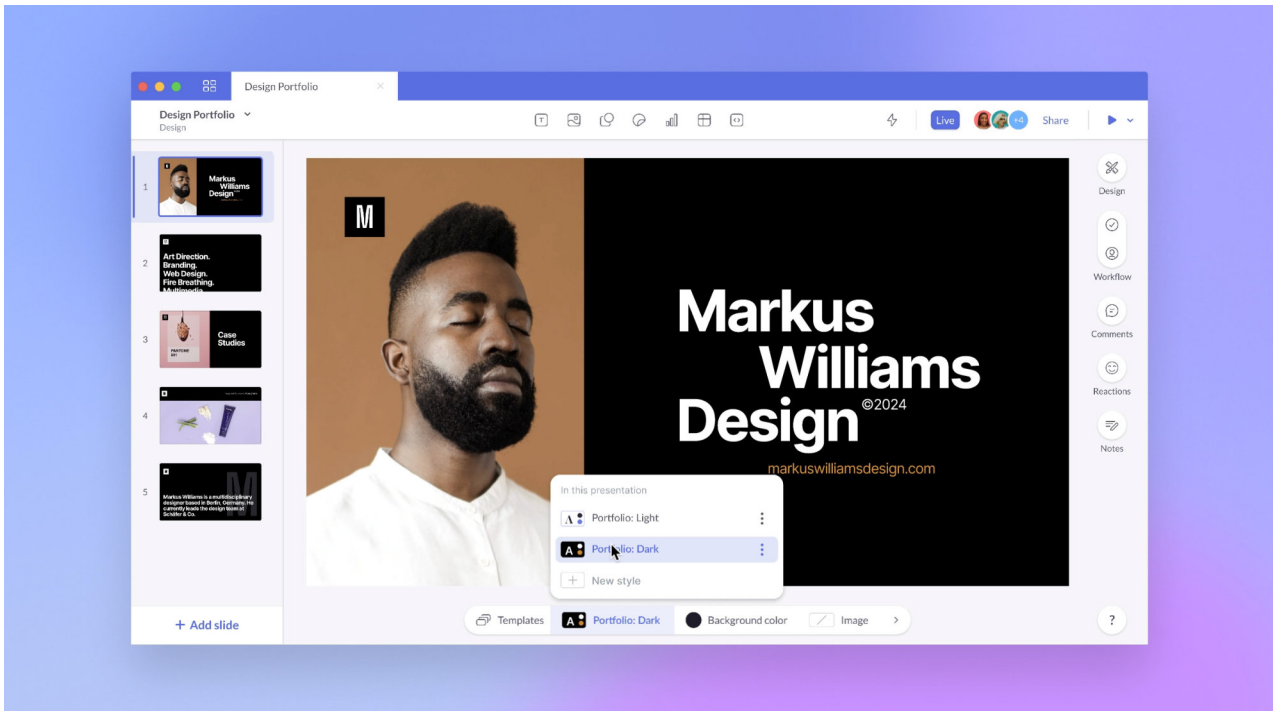
- The user interface can be clunky, and some users may find editing AI-generated graphics and images difficult

### Slidebean pricing

- All Access: \$199/year
- Accelerate: \$499/year
- Slidebean ratings and reviewsG2: 4.5/5 (20+ reviews)
- Capterra: 4.2/5 (50+ reviews)



### 3. Pitch



Pitch helps you create sleek presentations in seconds. Pick your template and add your content; you'll soon have a beautiful deck ready to share. The platform allows you to share a link, present your presentation live, or even embed it on the web so you can direct viewers to it anytime. It has robust integration capabilities, connecting with tech-stack favorites like Slack, Vimeo, and YouTube.

#### **Pitch best features**

- Great integration capabilities make it easy to add content to your deck and share it with others
- Analytics help you track what's working in your deck and see what you need to tweak
- Great presentation tools make it simple to share, record, and present your deck

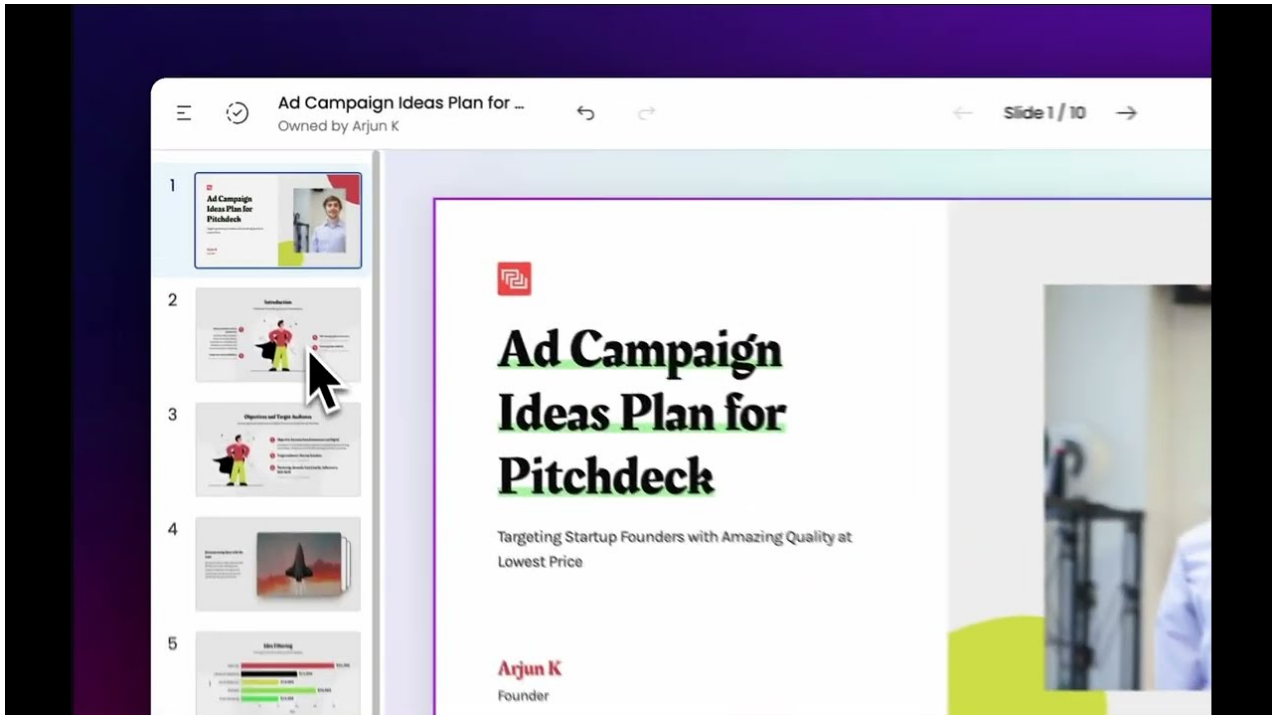
#### **Pitch limitations**

- While the AI-generated slides are aesthetically pleasing, slide editing features can be clunky

#### **Pitch pricing**

- Starter: \$0, free forever
- Pro: \$8 per member per month
- Enterprise: Contact for a custom quote
- Pitch ratings and reviewsG2: 4.4/5 (40+ reviews)
- Capterra: 4.9/5 (30+ reviews)

## 4. Presentations.ai



Presentations.ai aims to help you reduce presentation creation time while improving your overall presentation design quality. The platform uses AI technology to make creation effortless and offers many personalized design options. You can then share, track, and analyze your presentations to see how they perform with your audiences

### Presentations.ai best features

- Create presentations in seconds from a single prompt
- Get the perfect final look with various presentation tools and customization options
- Great branding options so you have a consistent, polished look for everything you create

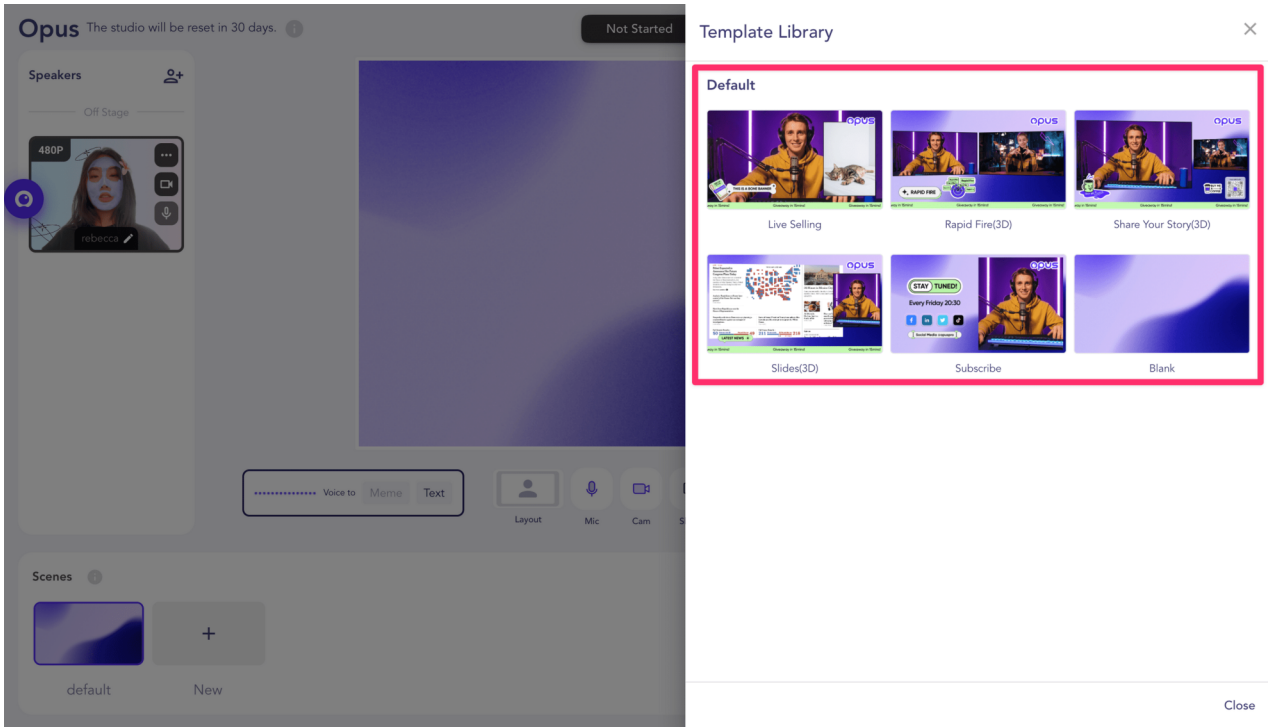
### Presentations.ai limitations

- The platform focuses heavily on pitch decks and marketing presentations, so the templates may be frustrating for users looking to create educational or informative presentations. Some templates and slides are behind a paywall, limiting options for free users

### Presentations.ai pricing

- Starter: \$0 (beta pricing)
- Pro: \$396 (beta pricing)
- Enterprise: Contact for a custom quote
- Presentations.ai ratings and reviews Not available

## 5. Gamma



Gamma uses natural language processing to help users create dynamic decks. Start writing your content, then use the built-in AI chatbot to change the look of your deck. When you're happy with the deck, enter present mode and show your work off in a live presentation or send it as a webpage for users to view independently. It's a flexible, user-friendly platform that helps you engage your audience.

### Gamma best features

- Change up the look of your slide deck at any time with the help of the AI-assisted presentation tool
- Embed GIFs, charts, videos, and even websites to bring presentations to life
- Receive instantaneous feedback on your presentations from viewers with quick reactions

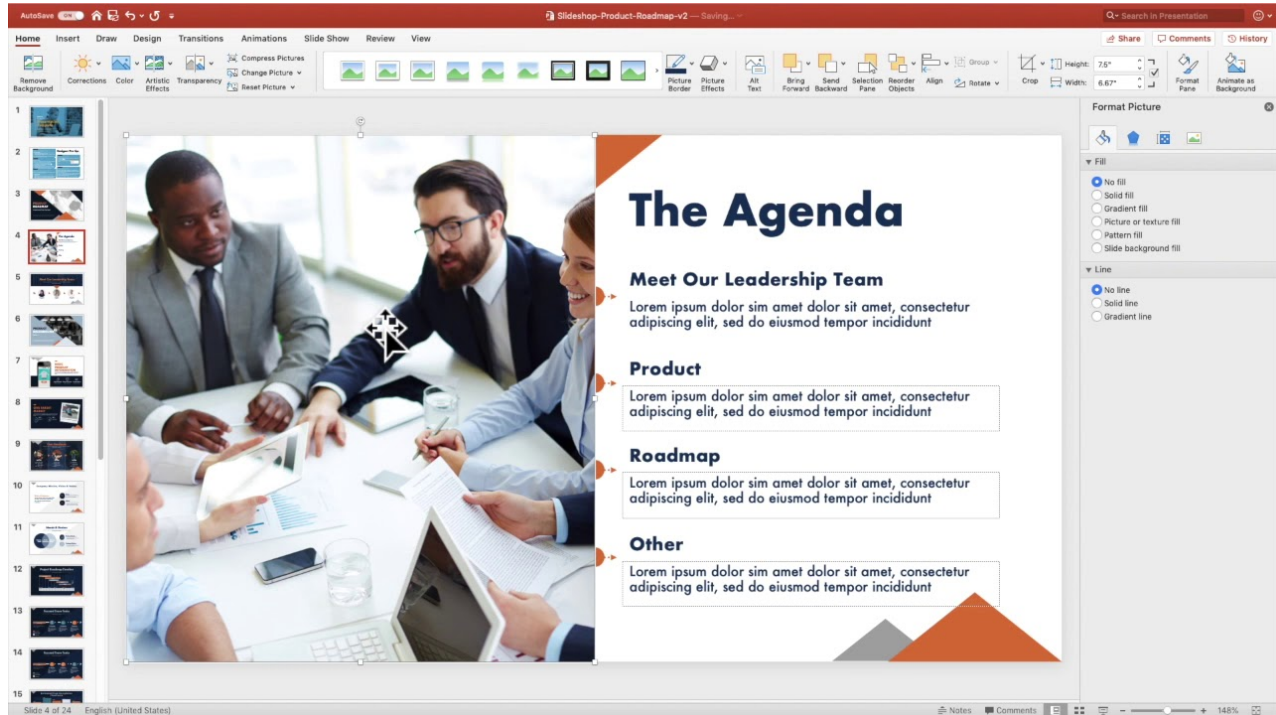
### Gamma limitations

- Templates offer significant color customization, but there is little variation in layout and design

### Gamma pricing

- Starter: Free
- Pro: Coming soon
- Capterra: 4/5 (1+ reviews)

## 6. Kroma.ai



Kroma.ai helps you create beautiful decks whether you present them to potential investors or need to share your ideas and data.

Simply pick your template, choose your colors, and add your logo. Then, use the grab-and-go expertly generated content to take your presentation to the next level, making it more persuasive and engaging with the help of industry leaders.

### **Kroma.ai best features**

- Choose content from industry experts to boost your professional presentation
- Make your numbers stand out with robust data visualization tools
- Create stunning presentations with expertly designed templates that ensure that you have the right format for the job

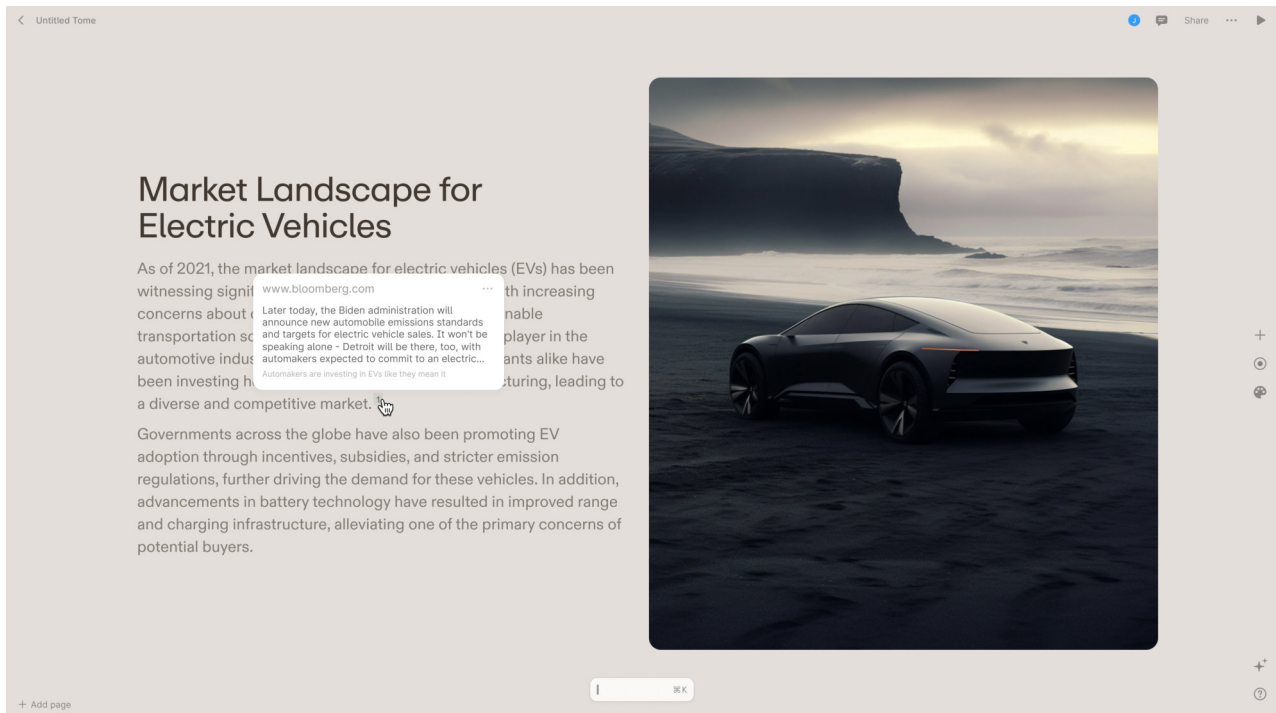
### **Kroma.ai limitations**

- Some parts of the user interface aren't hugely intuitive
- Some users may not care about the expert-written content, which is one of the platform's big selling points

### **Kroma.ai pricing**

- Explorer: Free
- Premium: \$49.99 per user per month
- Enterprise: \$1,699 per year
- Kroma.ai ratings and reviews Not available

## 7. Tome



Tome wants to be your go-to AI presentation tool. Tell the platform what you want to do with a simple prompt, and it will generate images, copy, and slides to help you achieve your goal.

You can tweak every aspect of the design, asking the AI tool to change the tone or generate a new AI image in a different style. It's also great for turning boring documents into dynamic presentations.

### **Tome best features.**

- It helps you find and cite references that support your claims
- Easy language translations permit you to your share presentations across the world
- Excellent customizable templates allow you to create pitch decks, marketing presentations, and educational presentations

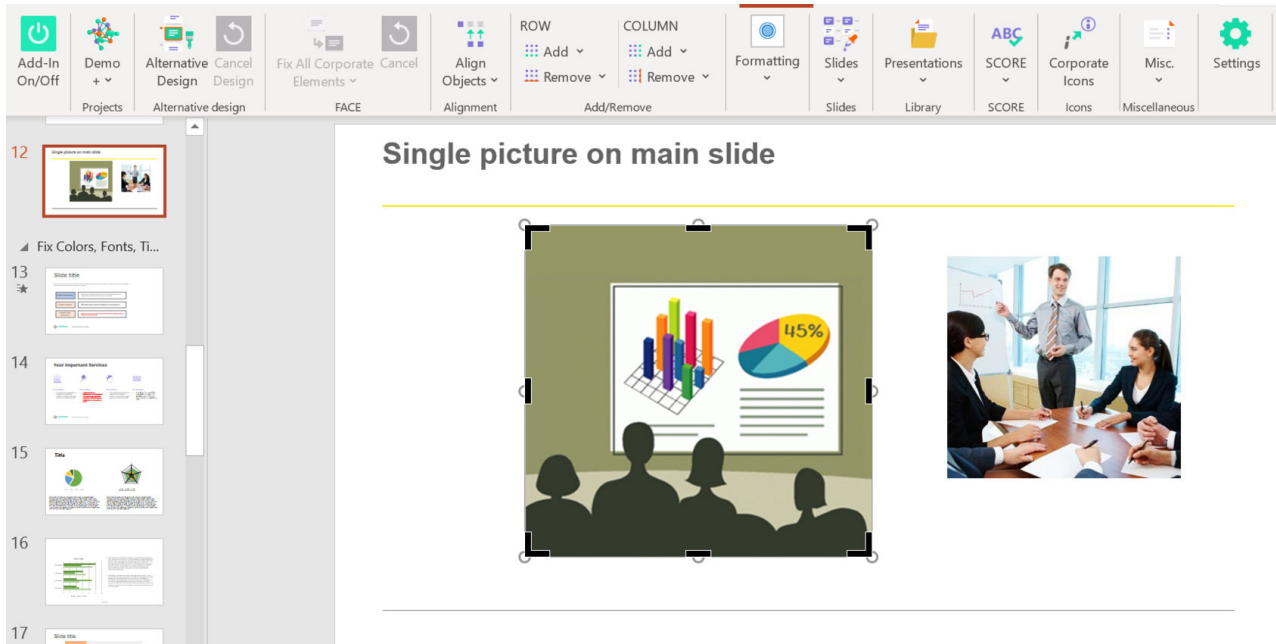
### **Tome limitations.**

- Some users are encountering issues with the platform, though this could be because the tool is still in development

### **Tome pricing**

- Free Forever
- Pro: \$8 per person per month
- Enterprise: Contact for custom pricing
- Tome ratings and reviewsG2: 4.8/5 (20+ reviews)

## 8. DeckRobot



DeckRobot is a handy plug-in that turns your drafts into polished presentation decks in seconds. It even ensures that your final deck complies with your corporate branding guidelines so you maintain consistent branding in everything you create. It's a great way to reduce manual design time, and all your data stays securely on your servers.

### DeckRobot best features

- Plug-in for PowerPoint presentations takes the first draft of your presentation and turns it into a polished final deck
- Your data stays secure because all information stays on your server
- It allows you to redesign with preset corporate branding in one click


### DeckRobot limitations

- This plug-in is for PowerPoint, so if you're using another platform, you'll need to opt for another AI solution

### DeckRobot pricing

- Call for custom pricing
- DeckRobot ratings and reviews
- Not available

# Ai Tools for Video Creation



What is an AI Video Generator?

An AI video generator is a web-based or standalone software that allows you to create video assets effortlessly, usually without needing prior video editing experience. These tools can assist with tasks such as erasing video elements, creating green screens, using text to video to construct scripts from a URL or blog post, and much more. By incorporating an AI video tool into your skillset, you can create videos in a fraction of the time, making you more productive and opening up opportunities to creators who want to expand their reach on the internet.

# 1. Pictory

Pictory, enables you to create a video in just a few minutes. You can generate videos from a script or article, edit existing videos with text, or use a collection of image assets to create a video. Pictory comes packed with over three million royalty-free images, gifs, stickers, and emojis, which can be easily inserted into your video projects. It can streamline editing or generate complete videos with only a few prompts.

- Key Features of Pictory: Blog to video
- AI or human voiceovers
- Three million+ image assets
- Add stickers, GIFs, and emojis
- Pre-made video templates
- Text to video (pro)

When testing Pictory, I selected the URL-to-video setting to see how well it works. We input a URL from one of our blog posts, uploaded it, and had a two-minute video within a few minutes. It did an excellent job of interpreting the essential parts of our post by recognizing headlines and main points. Plus, it provided me with nearly four dozen templates based on our content. It also automatically found relevant images and applied an AI voice for me. However, the video it generated for us required quite a bit of tweaking to get a finished product. The good news is that they allow you to change the video, including adding your image assets, branding, and voiceover, which automatically synced to our content.

## **Pictory is Best For:**

If you're looking for a quick way to generate custom video assets for your website, blog, or social media, try Pictory. Although you can't take what it gives you and run with it, plenty of tools are onboard to take your video to a higher level.

**Pricing:** Free, with premium plans starting at \$23/mo

<https://pictory.ai>



## 2. Synthesia-

Created in 2017 by AI researchers at several top universities, Synthesia has some of the best custom AI avatars and voices, with more than 120 unique AI models. They also provide native support for more than 120 languages, so if you have an international website, Synthesia can deliver your message in the language of your choice. However, they don't yet offer automatic translation, so you'll need to use another AI tool or Google Translate to do that for you.

- Key Features of Synthesia: Custom AI avatars
- 120+ AI voices
- Text-to-speech voiceovers
- AI script assistant
- Built-in screen recorder
- AI auto-sync (Enterprise only)

With Synthesia, you can start with a template, add an AI avatar, choose a voice, add custom assets, branding, and more. The result is one of the most realistic AI videos we've seen. Synthesia makes the entire process effortless and intuitive and provides excellent results. You can even create a custom avatar in a few minutes by recording your voice. However, there is a downside to Synthesia. While it is a fantastic tool for creating how-to videos, marketing materials, and training videos, Synthesia offers little else. If you want a tool to create social media videos for you, you'll need to look elsewhere.

### **Synthesia is Best For:**

If you're in charge of training for your company, want to create a quick onboarding video for new hires, or need a short marketing video to incorporate into your presentations, Synthesia is an excellent option. It's reasonably affordable, too, with a personal plan that allows you to create 10 minutes of video per month for \$30.

**Pricing:** Paid plans starting at \$30/mo  
<https://www.synthesia.io/>

### 3. Wave Video-

Wave Video is a platform that can be compared to Canva but for video. With many tools available for video editing, including image and video assets, text overlay effects, audio, captions, and much more, it's no wonder that Wave Video has become a popular choice among content creators. It offers a variety of video formats to suit your needs, ranging from vertical video formats for Facebook and YouTube to TikTok and Instagram, as well as web-based options. What sets Wave Video apart is its vast asset library, which boasts millions of options for live streaming, social media, holidays, and more – making it one of the most comprehensive resources available for content creators.

- Key Features of Wave Video:Text-to-video AI
- Millions of stock assets
- Video hosting
- Video voiceovers
- Text to speech

One standout feature of Wave Video is the ability to host your videos directly through their platform. This is a significant advantage, as hosting a video on your site can often lead to sluggish page speeds, especially regarding the critical metrics of time to first byte (TTFL) and largest contentful paint (LCP). By hosting your videos through a third-party platform like Wave Video, you can ensure that your content loads quickly and smoothly for your visitors. This can ultimately result in a lower bounce rate, keeping users engaged and satisfied with their experience.

#### **Wave Video is Best For:**

If you're a design professional, blogger, or marketer, Wave Video is worth trying. They offer an extensive template library with over 200 million assets, editing tools, and video hosting, so you don't have to host them on your website. Moreover, they have an impressive free plan with 10GB of storage, five embedded videos, and 10GB of traffic. If you need more, their paid plans are reasonably priced.

**Pricing:** Free, with paid plans starting at \$16/mo  
<https://wave.video>

## 4. Designs.AI-

Designs AI, is a creative powerhouse for creating videos, logos, text content, and more. While their video maker is a bit vanilla, the rest of their offerings warrant a high ranking on our list. Videos are created using a pre-designed template, your media, or their handy AI text-to-video feature.

- Key Features of Designs.AI: AI voiceovers
- Text to video
- Font pairing
- Create outlines or entire blog posts with AI

Designs AI offers several valuable features to assist content creators, including the text-to-video feature. Utilizing this feature, you can quickly create a video with text prompts of up to twenty sentences and choose from various voice and theme options to produce a full video in minutes. Designs AI excels at matching visual assets to your outline, but there's room for improvement regarding AI voices. While the free version offers seven relatively realistic voices, they tend to cut off sentence endings too quickly, making it evident to the listener that AI likely generated the video.

### **Designs.AI is Best For:**

If you're looking for a one-stop solution offering more than just video assets to complement your website, blog, or social media platforms, Designs AI might be just what you need. This all-in-one platform has advanced AI tools to help you generate diverse digital content formats, including images, videos, text, and more; you can create any media you desire.

**Pricing:** Paid plans starting at \$29/mo

<https://designs.ai>

## 5. HeyGen-

HeyGen is another AI video creator that specializes in visual AI avatars (much like Synthesia). Creating impressive videos with realistic-looking human avatars has never been easier. HeyGen's user-friendly interface makes it simple to use, and their AI-powered text-to-speech technology syncs seamlessly with the avatar's movements. The possibilities for use in various industries and applications are endless. Additionally, HeyGen's advanced AI can even clone your voice and appearance, allowing you to create replacement videos without needing to break out traditional production gear.

- Key Features of HeyGen:Enterprise Plan includes AI avatar cloning and an additional add-on for AI voice cloning
- Turn static images into talking AI talking-images
- Use multiple AI avatars in a single video
- Edit videos in the cloud, and access your library of music, images, and other assets
- Personalize avatars with FaceSwap, generative outfits, and custom backgrounds

HeyGen is a powerful tool that can transform any text script into a high-quality video with an AI avatar and voice. You have complete control over how the video is displayed, and the user-friendly interface makes it easy to use. With numerous templates available, you can customize each scene to your liking or even create your own custom templates. This feature allows you to mix and match the content that you want to display, making HeyGen the perfect tool for creating engaging and informative videos.

### **HeyGen is Best For:**

- HeyGen is a useful tool for teams who want to create video content quickly and easily without relying on human actors. This is especially helpful for bulk content such as social media posts or knowledgebase videos that may need to be revised frequently. By using AI avatars, teams can create personal videos at a lower cost.
- Documentation and support teams and educational institutions would benefit from turning their text-based help articles into videos to provide customers with more options. HeyGen is also a good option for anyone who wants to reduce their expenses on traditional video production, which usually requires a camera, actors, and a script.
- **Pricing:** Free trial credits with paid plans starting at \$29/mo
- **<https://app.heygen.com>**

## 6. Runway-

AI video generator boasting one of the newest technologies on our list. Created by the startup behind stable diffusion, this powerful tool stands out for its ability to transform and elevate the visual style of your existing videos. With many video effects at your fingertips, you can easily enhance your footage with slow-motion effects, blurred faces, removal of awkward silences, color adjustments, and more. However, Runway shines in Gen 1 video-to-video, their newest feature.

- Key Features of Runway: Gen 1: video to video
- AI background remover
- AI static image upscaling
- Text to image generator (AI)
- Erase and replace tool

The video-to-video tool, powered by stable diffusion, allows you to upload a video and apply various AI-based effects using preset textures and styles for a unique look. For instance, we tried the gradient preset and achieved a fun Tron-like appearance. Additionally, their text prompt feature lets you input descriptive prompts for surprisingly excellent results. Though Runway is still in beta, it performed well during our tests despite some kinks that need ironing out.

### **Runway is Best For:**

If you've used MidJourney for creating AI art, you'll love Runway. It allows you to incorporate that level of AI into your video projects, so we highly suggest you try it. With a free tier available, you'll at least have a ton of fun altering your videos and improving your prompts for incredible results.

**Pricing:** Free, with paid plans starting at \$15/mo

<https://runwayml.com/>

## 7. Lumen5-

It uses machine learning AI to convert blog posts, whitepapers, and other written content into videos with scenes, transitions, and audio. You can start with a URL or paste your text. The process involves matching your content with relevant images chosen by AI, timing the voice with your text based on average reading speed, and applying it to create a video that can be used on multiple platforms.

- Key Features of Lumen5: URL or text-to-video
- Automatically syncs voice with your text
- Multiple formats for distribution
- Create brand kits (pro)

Lumen5 offers simple design tools and easy reformatting for various platforms. The brand kit tool lets you quickly create a uniform look for all your videos. It provides editing tools, including text editing, millions of assets, and customizable music. The downside to Lumen5 is the need for more template choices. As of the writing of this post, they only offer a little over 30 pre-made designs. Depending on your needs, this could be a dealbreaker.

### **Lumen5 is Best For:**

Lumen5 offers an easy way to generate video with AI, but there are fewer tools than other providers on our list. If you have a creative background, Lumen5 could be a good fit. However, if your creativity is limited, we'd suggest opting for a platform that offers more templates to make things easier.

**Pricing:** Free, with pro plans starting at \$29/mo

<https://lumen5.com/>

## 8. FlexClip-

Several features make it worthy of our list, including hundreds of video templates, a text-to-speech engine, the ability to create automatic subtitles courtesy of AI, and more. What FlexClip does best is make it easy to create videos. The interface is intuitive and fast, and all tools are identifiable. Anyone with any skill level can use it.

- Key Features of FlexClip:Text-to-speech AI with 140+ supported languages
- Auto subtitles with AI
- AI background remover
- Thousands of pre-designed templates, including social media

FlexClip offers a few unique features for editing your videos. With the automatic subtitle feature, you can effortlessly generate subtitles. With just one text prompt, their AI algorithm analyzes your video's frames and accurately applies subtitles to each one. FlexClip also comes equipped with an AI background remover that does a fantastic job of extracting the focus of your photos. This is a great way to enhance educational or product promos with various effects.


The downside to Flexclip is the limitations of the free account. We shouldn't be complaining about free stuff, but it is limiting. You can create up to 12 projects but only use one stock video. You'll only get one background removal; videos are capped at 60 seconds. However, you can edit video effects, text, and images, so there are some redeeming qualities. If you will likely only create a video or two for internal purposes, the free tier should be mostly fine.

### **FlexClip is Best For:**

FlexClip provides a viable solution for small businesses that need videos for internal communications, product promos, or marketing. It's a simple tool to learn, has plenty of pre-made templates, and offers excellent value for the money.

**Pricing:** Free, with paid plans starting at \$19.99/mo

**<https://www.flexclip.com>**



## Where Innovation Begins

# This is not the end, it's only the beginning of your journey towards mastering presentation creation with AI tools.

[JOIN US!](#)